

Steelcase®



**Ology**  
Height-adjustable desk and bench

Visit [steelcase.com](http://steelcase.com)

[facebook.com/Steelcase](https://www.facebook.com/Steelcase) [twitter.com/Steelcase](https://twitter.com/Steelcase) [youtube.com/SteelcaseTV](https://www.youtube.com/SteelcaseTV)

Concept and Design / Steelcase  
16-E0000044 10/19 © 2016 Steelcase Inc. All rights reserved. All specifications subject to change without notice.  
Printed on at least 60% recycled paper. Cert no. BV-COC-858659. Printed in France by OTT Imprimeurs – Wasselonne.



**Steelcase**

## Making the workplace a more health-conscious environment

The wellbeing of workers directly affects an organisation's bottom line. A health-conscious workplace nurtures a company's most significant investment and encourages workplace satisfaction and engagement.

Ology™ height-adjustable desking and benching solutions support the physiology and biology of workers, allowing them to take their wellbeing into their own hands.



## Workplace wellbeing: a global challenge

Worker wellbeing is a complex challenge. Physical symptoms, like back and neck pain, to repetitive stress injuries and the long-term effects of sedentary workstyles, are only one factor. Workers are also increasingly mobile, sharing desks, collaborating constantly and exposed to the millions of microbes on office worksurfaces.

Detrimental effects on worker wellbeing may result in increased absenteeism, decreased productivity, chronic disability and a decline in organizational performance.

A desking solution that addresses physiological and biological wellness is a key business asset.

# 72%

of workers will be mobile by 2020.<sup>1</sup>

# 300 MILLION

Europeans who experience musculoskeletal disorders and other forms of chronic pain.<sup>2</sup>

# 70%


of UK workers still report to work when sick<sup>3</sup> and the UK workforce takes more sick days than any other European country.<sup>4</sup>

<sup>1</sup> International Data Corporation (IDC), 2015

<sup>2</sup> Brain, Mind and Pain, 2015

<sup>3</sup> Aviva UK Health, 2017

<sup>4</sup> Cloudbooking, 2016



## Options for wellbeing

Every aspect of Ology has been designed to promote user movement and wellbeing, including two controller options — Simple Touch and Active Touch, which empower users to effortlessly move the desk up or down without taking their eyes off of their work. To encourage wellbeing, the Rise app pairs with Ology to track users' posture, sending reminders to stand for a healthier, happier, more productive experience in the workplace.



18-0105958 | OLOGY BENCH ELECTRIC (AK/ZW), PARTITO SCREEN (AT17), GESTURE TASK CHAIR (RE11), SHARE IT STORAGE (AK/ZW), MONITOR BRIDGE



18-0105971

### ACTIVE TOUCH

Active Touch reminds users to change posture with Active Motion: subtle desk movements that encourage users to move throughout the day. Users can create a profile with preset desk heights and preferred intervals of sitting and standing. The Double Tap feature allows a user to quickly transition between postures by tapping twice in the desired direction, which prompts the desk to move automatically to the preset height.



18-0105970

### SIMPLE TOUCH

Simple Touch allows for intuitive adjustments, enabling workers to quickly and quietly change postures by tapping the controller in the direction they'd like the desk to move. Available in antimicrobial surfaces to support a more health-conscious environment.

## 10 HOURS 70%

Office workers sit on average 10 hours each day, and 70% of the total time workers spend sitting is at work.

*Oxford University Press, 2015*

### Physiologic benefits of changing postures:

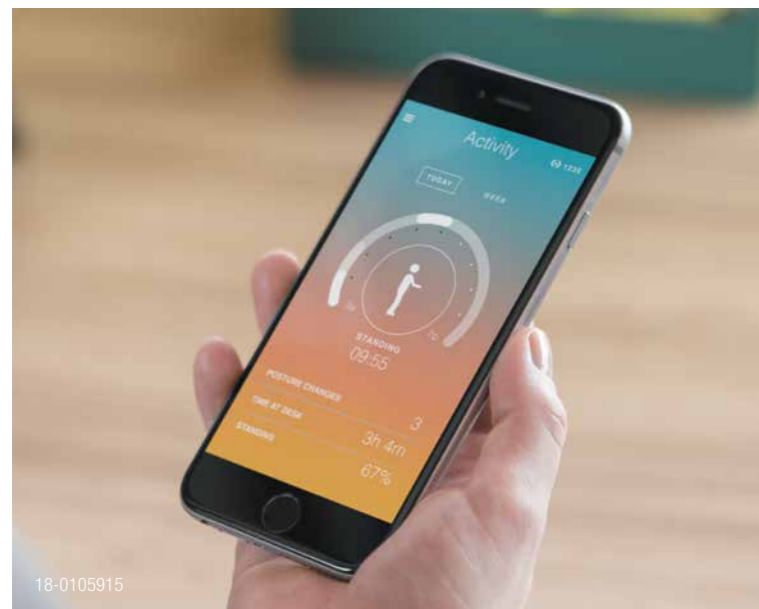
- increased energy level
- improved productivity
- reduced musculoskeletal discomfort
- decreased likelihood of weight gain and cardiovascular disease.

Learn more on the benefits of posture change visit [www.steelcase.com/ology](http://www.steelcase.com/ology)

## A height-adjustable desk assistant

Users spend a significant portion of their lives at work — often sitting for hours at a time, every day. Steelcase developed the Rise app, making it simple for workers to take workplace wellbeing into their own hands.

When users connect their Rise app to any compatible desk, the saved settings are automatically applied, saving users time and headspace, no matter which office building or campus they are working at. With posture and activity tracking and an option to set movement reminders throughout the day, workers will experience healthier, happier and more productive days at work.



### HOW IT WORKS

Sync. Connect your phone via Bluetooth.  
Save. Save your desk preferences.  
Move. Set reminders to shift postures.  
Track. Track your activity over time.

### PRIVACY

The Rise app doesn't collect, store or share any personal or desk information with a worker's company, Steelcase or others. It's the user's device, app and information — no one else's.

Find the app at [www.steelcase.com/ology](http://www.steelcase.com/ology) or in the App Store or Google Play.

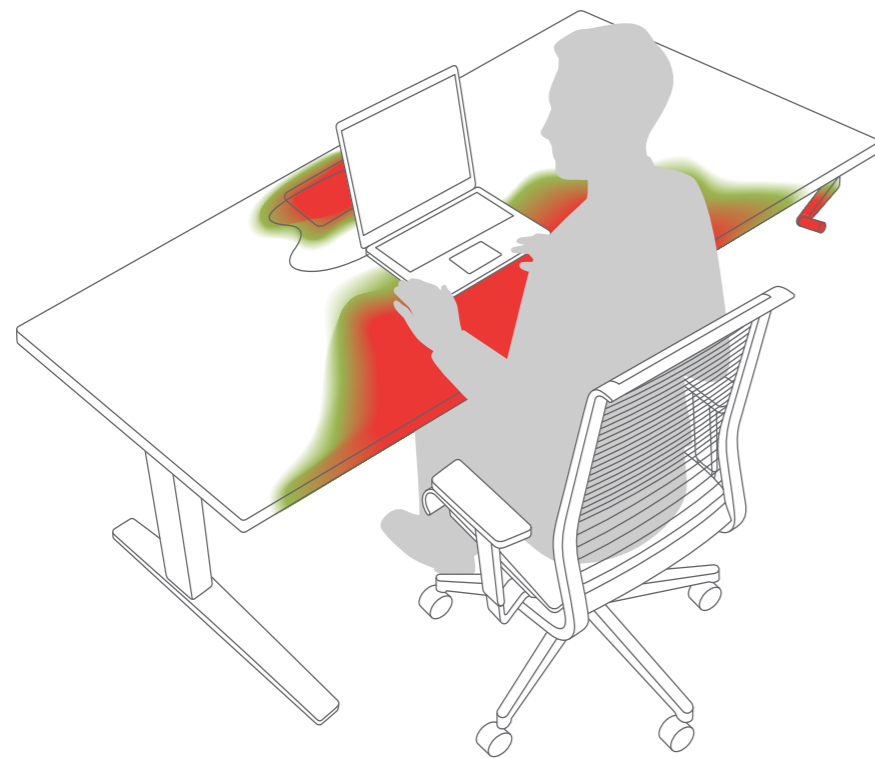


18-0104593 | OLOGY DESK ELECTRIC (WY/SL), STEELCASE SERIES 1 TASK CHAIR


## Biology to benefit workplace wellbeing

Microbes populate worksurfaces and 80 percent of infections can be transmitted by touch. Ology is available with proprietary BactiBlock®, a naturally sourced and highly-efficient antimicrobial protection, molded into desk components.

This durable and long-lasting antimicrobial protection for the most frequently touched areas of the worksurface — the power access door, crank, Simple Touch controller and the soft edge — supports the wellbeing of each and every user of Ology desking.




Most frequently touched points on a workstation



18-0105601 | OLOGY BENCH ELECTRIC (2LBW/ZW), DIVISIO FRAMELESS SCREEN (HU A17), PERSONAL CONSOLE, GESTURE TASK CHAIR (20 07)

## Ergonomics tailored to individual needs

Different work modes and workstyles require different ergonomic support. Ology offers features to customize individual workspaces like integrated rail supports, adjustable monitor arms, lighting and worktools. Screens add privacy and power and data are easily within reach. Wide-ranging choices make it easy to provide precise ergonomic comfort and support with Ology.



**SOFT EDGE**  
significantly reduces unhealthy pressure on forearms and reduces shoulder and neck fatigue.



**INTEGRATED RAIL**  
supports worktools, monitor arms and lighting to expand the workspace, reduce clutter and increase productivity.

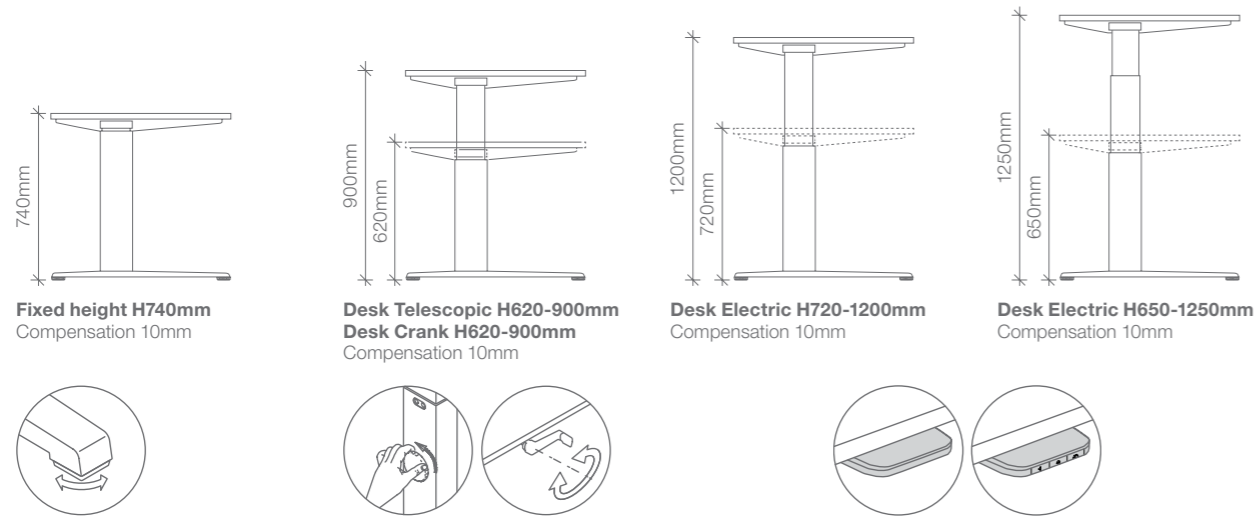


**POWER ACCESS DOOR**  
puts outlets within easy reach.

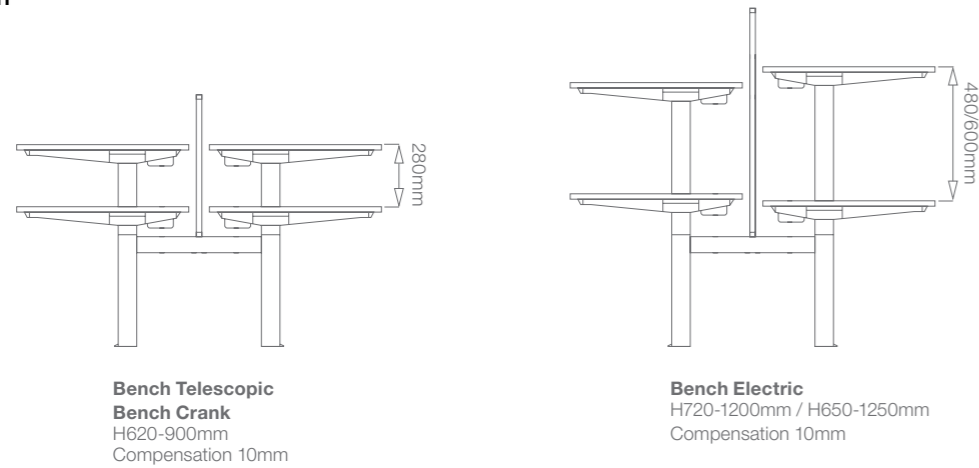


**SLIDING TOP**  
provides easy access to power.

DESK



BENCH



SURFACE MATERIALS

DECOR - WOOD

- AK Clear Oak
- CW Clear Walnut
- WY Snow\*
- 2LBW Bisque Wenge

FABRICS (SCREENS)

- AT14 Coconut
- AT17 Nickel
- HU A17 Fresh Mint

PAINT

- MG Merle
- SL Platinum metallic
- ZW Pearl snow

Colours are representative and may vary slightly from actual material. These are colour options shown in the brochure. \* with Seamless Edge option

DESIGNING FOR THE ENVIRONMENT REQUIRES INNOVATIVE THINKING AND SOLUTIONS.



LIFE CYCLE

During our product development process we consider each stage of the life cycle: from materials extraction, production, transport, use and reuse, until the end of its life.

Thanks to the Life Cycle Assessment (LCA) method, Steelcase quantified Ology environmental impacts to set the stage for further improvements.

This method, based on ISO 14040 and 14044 and selected by The European Union for environmental evaluation, allows us to quantify the environmental impact of our products throughout their whole lifecycle.

MATERIALS

Up to 50% recycled materials, by weight (30% pre-consumer + 20% post-consumer).

Wood from European sustainably managed forests.

Materials chemistry assessment throughout their lifecycle.

100% recycled cardboard.

PRODUCTION

Made by Steelcase in Madrid (SP) and Rosenheim (DE).

TRANSPORT

Made in Europe, close to customers.

Optimised packaging to keep transport volumes as low as possible and improve filling rates.

USE

Designed for a long product life, with replaceable parts.

Materials meet stringent health and indoor air quality criteria.

Maintenance information available upon request.

END OF LIFE

99% theoretically recyclable by weight.

100% theoretically recyclable cardboard and LDPE film for packaging.

Quick and easy disassembly.

Plastic parts clearly labelled for easy sorting and effective recycling.

Designed to encourage responsible end of use strategies - refurbishing, charitable donation or recycling.

CERTIFICATIONS

To show continuous improvements, we communicate Ology environmental performance through voluntary environmental labels and declarations. Sustainability related actions and results are communicated in the annual Steelcase Corporate Responsibility report.

PRODUCT

EPD - Environmental Product Declaration

PEP - Product Environmental Profile

NF Environnement

NF Office Excellence Certifié

Blauer Engel

SCS Indoor Advantage Gold

Cradle to Cradle™ certified Bronze

MATERIALS

PEFC - Programme for the Endorsement of Forest Certification

E1 - Low concentration of formaldehyde in wood

PLANTS

ISO 14001 - Environmental management system

EMAS - European Eco-Management and Audit Scheme

OHSAS 18001 - Occupational Health and Safety Assessment Series

FIND OUT MORE

Visit [steelcase.eu](http://steelcase.eu) to discover more about Steelcase's unique ecodesign strategy.